



2009 Report Card

A Year in Review



Sharing food. Bringing hope.

THE FOOD BANK FOR CENTRAL & NORTHEAST MISSOURI

Sharing food.

2009 was a year of unprecedented need as the economy struggled to improve. Nearly half of The Food Bank's service area had unemployment higher than the state average of nine percent. Many people who never needed food assistance before, sought help through area pantries. Families with small children were especially hit hard and nearly all schools showed an increase in students qualifying for the federally subsidized meals.

The good news is that because of you:

TFB distributed over **24.4 million pounds of food**.

Member agencies helped more than **95,000 people each month**.

TFB **decreased the cost per pound** of food distributed.

The Buddy Pack program expanded to help approximately **3,800 children at 80 schools**.

The Central Pantry relocated to a larger facility, now providing to over **10,000 people** a month.

An outpouring of donations through food drives provided a stunning **513,000 pounds of food** – an 82% increase!

Over **21,000 volunteers** donated a whopping **50,423 hours of service**.

New Name – Same Mission!

We begin a new year and a new decade with a new name – **THE FOOD BANK FOR CENTRAL & NORTHEAST MISSOURI** or “The Food Bank” for short.

For nearly 30 years The Food Bank has been serving far more people than those in the central part of the state. The name change better reflects that we cover one-third of Missouri! However, our mission continues to be sharing food and bringing hope to those who need it.

With God's help and your support we will do even more in the future!

Bringing hope.

**THROUGH EMPOWERMENT, EDUCATION AND PARTNERSHIP,
THE FOOD BANK BRINGS TOGETHER COMMUNITY RESOURCES
TO FEED PEOPLE IN NEED.**

MISSION

2009 BOARD OF DIRECTORS

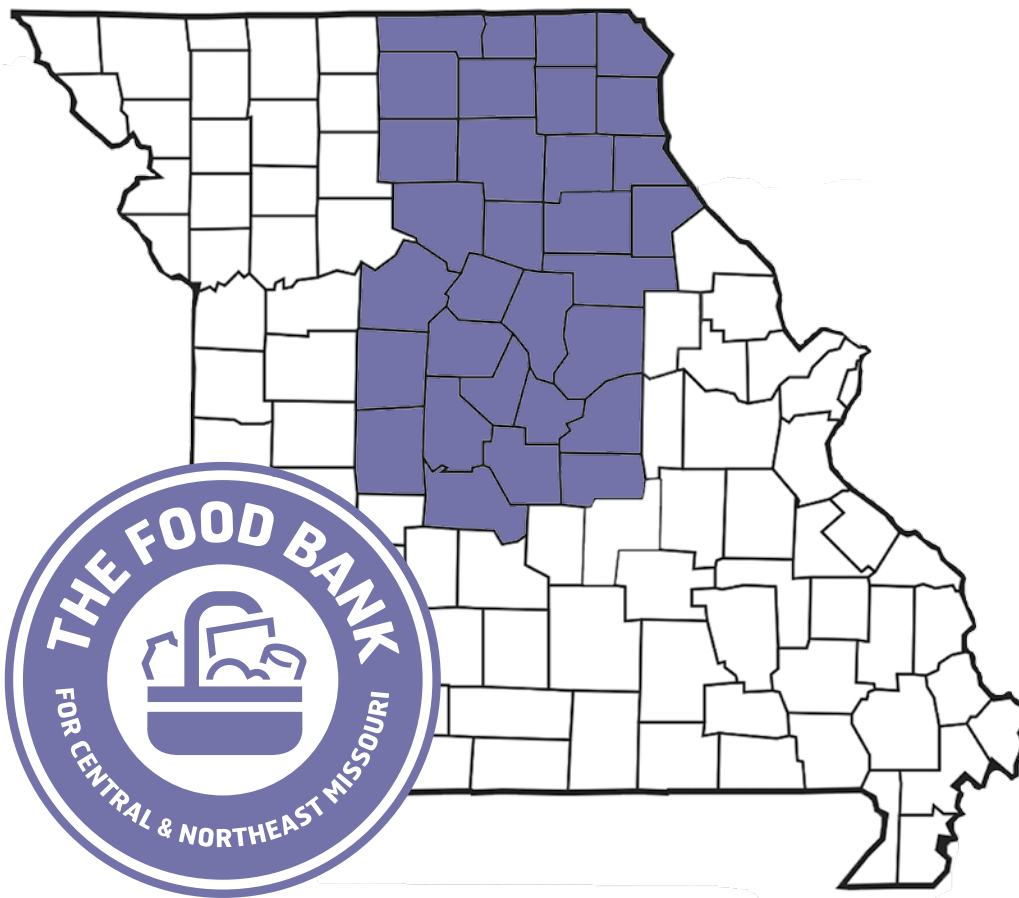
President, Sarah Maguffee

Vice-President, Joe Priesmeyer

Secretary, Todd Weyler

Treasurer, Mariel Liggett

Past-President, David Machens

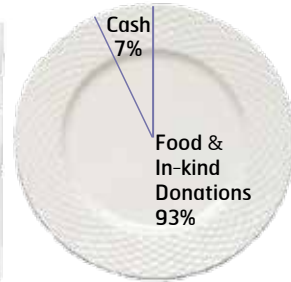


- Jane Bell
- Jim Bornhauser
- Martha Dragich
- Ron Duvall
- Laura Erdel
- Jay Fisher
- Shirley Johnson
- Ron Kelley
- Scott Maledy
- Teresa Maledy
- Mimi McRoberts
- Roger Mitchell
- Ron Orr
- Ken Petterson
- Joel Poor
- Shara Runyan
- Karen Touzeau
- Doreen Trecha
- Chuck Wilms
- Stacey Woelfel



*“We make a living by what we get.”
We make a life by what we give.”*

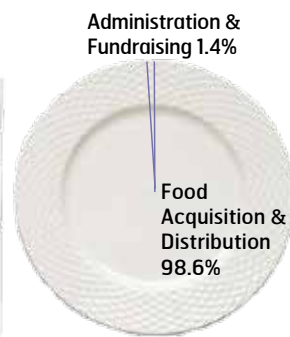
Winston Churchill



Total Revenue \$42,305,042



Cash Breakdown \$2,848,483



Total Expenses \$41,358,572

Statement of Financial Position

ASSETS

	<u>2009</u>	<u>2008</u>
CURRENT ASSETS:		
Cash on hand and in banks	\$ 65,607	\$ 133,818
Accounts receivable	27,150	34,472
Inventories	<u>2,032,437</u>	<u>1,450,441</u>
Total Current Assets	<u>2,125,194</u>	<u>1,618,731</u>
PROPERTY AND EQUIPMENT:		
(At cost, less accumulated depreciation)	<u>4,350,500</u>	<u>3,170,175</u>
TOTAL ASSETS	<u><u>\$6,475,694</u></u>	<u><u>\$4,788,906</u></u>

LIABILITIES AND NET ASSETS

CURRENT LIABILITIES:		
Accounts payable & accrued expenses	\$ 188,768	\$ 221,986
Deferred revenue	8,333	8,333
Line of credit	—	5,433
Current portion of long-term debt	<u>67,715</u>	<u>—</u>
Total Current Liabilities	<u>264,816</u>	<u>235,752</u>
LONG-TERM DEBT:		
(Less current portion above)	<u>391,143</u>	<u>—</u>
NET ASSETS:		
Unrestricted, general operations	3,787,298	3,094,065
Unrestricted, food distribution	2,032,437	1,450,441
Temporarily restricted	—	8,648
Total Net Assets	<u>5,819,735</u>	<u>4,553,154</u>
TOTAL LIABILITIES AND NET ASSETS	<u><u>\$6,475,694</u></u>	<u><u>\$4,788,906</u></u>

Sharing food. Bringing hope.

Statement of Activities

	2009			2008		
	Unrestricted		Contributed Food	Unrestricted		
	Food Bank			General Operations	Food Distribution	Total
SUPPORT AND REVENUES:						
Food donations (Note 4)	\$ —	\$ 37,272,805	\$ 37,272,805	\$ —	\$ 31,854,410	\$ 31,854,410
CSFP commodities reimbursements	34,776	—	34,776	30,842	—	30,842
USDA commodities reimbursements	134,435	—	134,435	149,326	—	149,326
ARRA Funds	—	—	—	—	—	—
Donations, fundraising and grants	2,522,484	—	2,522,484	1,998,196	—	1,998,196
United Way	327,347	—	327,347	305,168	—	305,168
Interest	303	—	303	308	—	308
Rental income (net of allocated costs)	79,724	—	79,724	75,671	—	75,671
Miscellaneous revenue	22,744	—	22,744	18,437	—	18,437
Total Support and Revenues	3,121,813	37,272,805	40,394,618	2,577,948	31,854,410	34,432,358
Net assets released from restrictions	569,048	—	569,048	412,014	—	412,014
EXPENSES:						
Food Bank Administration	209,845	—	209,845	139,364	—	139,364
Food Distribution	1,924,118	36,690,809	38,614,927	2,010,690	31,146,703	33,157,393
Food Pantry	179,547	—	179,547	51,159	—	151,159
Food 4 Kids	41,320	—	41,320	57,286	—	57,286
Fundraising	604,406	—	604,406	449,811	—	449,811
Total Expenses	2,959,236	36,690,809	39,650,045	2,808,310	31,146,703	33,955,013
NONOPERATING REVENUE/(EXPENSE):						
Depreciation expense	(15,221)	(117,352)	(132,573)	(20,952)	(94,769)	(115,721)
Gain/(loss) on disposal of fixed assets	94,181	—	94,181	—	—	—
Total nonoperating revenue/(expense)	78,960	(117,352)	(38,392)	(20,952)	(94,769)	(115,721)
CHANGE IN UNRESTRICTED NET ASSETS	810,585	464,644	1,275,229	160,700	612,938	773,638
TEMPORARILY RESTRICTED NET ASSETS:						
Temporarily restricted contributions	499,026	—	499,026	420,662	—	420,662
ARRA Funds	61,374	—	61,374	—	—	—
Released of restrictions	(569,048)	—	(569,048)	(412,014)	—	(412,014)
CHANGE IN TEMPORARILY RESTRICTED NET ASSETS	(8,648)	—	(8,648)	8,648	—	8,648
CHANGE IN NET ASSETS	801,937	464,644	1,266,581	169,348	612,938	782,286

Poundage Distribution Report

Total Pounds Distributed 24,412,857
Equivalent Meals 18,355,531
Wholesale Value \$38,572,314*

**Food valued at \$1.58 per pound according to Feeding America.*

Adair.....784,628 lbs.

Christian Community Food Depot 48,532
 CMFB Emergency Services 10,938
 First Church of the Nazarene Pantry 302,196
 First United Methodist Church of
 Kirksville Food 4 Kids 13,374
 Helping Hands Mission 14,253
 Salvation Army 384,339
Buddy Pack Schools: 10,996
 Kirksville Primary, Ray Miller,
 Mary Immaculate

Audrain.....600,651 lbs.

CMFB Emergency Services 24,005
 CMFB Mobile Pantry 256,372
 Help Center 225,103
 St. John's Catholic Pantry 73,354
Buddy Pack Schools: 21,817
 Eugene Field, McMillan,
 Mexico Early Childhood

Benton.....538,396 lbs.

Benton County Food Pantry 537,258
Buddy Pack Schools: 1,138
 North, Ruth Mercer, South

Boone.....5,593,691 lbs.

Boys & Girls Club 683
 Boys & Girls Town/Front Door 57,364
 Centro Latino 24,581
 CMAAA 20,644
 CMFB Emergency Services 70,833
 CMFB Mobile Pantry 133,582
 CMFB Central Pantry 3,973,579
 Columbia Housing Authority 81,261
 Columbia Square Food Pantry & Food 4 Kids 7,386
 Community Playground/Fun City 2,327
 Community Recreation 10,840
 Hope Chest For Kids 170,915
 Just Us 16,286
 Latter House 13,453
 Lord's Kitchen 2,716
 Mary L. Johnston Child Learning Center 11,621
 McCambridge Center 6,208
 Mrs. J's ACF Institute 1,649

Nora Stewart Nursery School 14,330
 Pathways 22,831
 Phillips House 1,577
 Phoenix Programs 55,981
 Progressive Missionary Church Pantry 85,939
 Rainbow House 3,132
 Reaching New Heights 85,958
 Reality House 50,010
 Ronald McDonald House 238
 Russell Chapel Food Pantry 94,913
 Salvation Army 231,379
 Seventh Day Adventist Pantry 87,008
 Shalom Christian Academy 22,506
 Sol House 3,089
 The Intersection 7,356
 The Shelter 11,596
 The Shepherd's Basket 42,764
 Community United Methodist Church
 Food 4 Kids 749
 Voluntary Action Center 4,517
Buddy Pack Schools: 161,890

Bearfield, Benton, Blue Ridge, Cedar Ridge,
 Centralia Intermediate, Chance,
 Early Childhood Center, Eugene Field,
 Grant, Hallsville R-IV, Park Ave. Headstart,
 Lee, Midway Heights, Mill Creek, New Haven,
 Parkade, Park Ave., Rock Bridge, Russell Blvd.,
 Shephard, Sturgeon, Two Mile Prairie, West Blvd.

Callaway.....762,395 lbs.

Missouri Girls Town 4,702
 New Beginnings Church Pantry 45,653
 Oak Chapel Pantry 53,842
 Pregnancy Resource 2,165
 SERVE Pantry 515,263
 Shepherdsfold Food Pantry 109,444
Buddy Pack Schools: 31,326
 Bartley, Bush, McIntire,
 South Callaway R-II

Camden.....528,907 lbs.

Camdenton Senior Center 27,055
 Cedar Ridge Treatment Center 41,414
 Share the Harvest Food Pantry 331,756
 Show-Me Christian Youth Home 598

Camden (Continued)

Lighthouse Mission 70,576
Buddy Pack Schools: 57,508
 Climax Springs, Dogwood, Hawthorn,
 Macks Creek, Hurricane Deck, Oak Ridge

Chariton.....380,147 lbs.

Chariton County Cupboard 150,782
 Salisbury Food Pantry 187,086
 Salisbury Senior Center 42,279

Clark.....575,371 lbs.

Clark County Food Closet 543,209
 Shiloh Christian Children's Ranch 32,162

Cole.....982,401 lbs.

Boys & Girls Club & Food 4 Kids 29,198
 CMFB Emergency Services 74,650
 First Christian Church Pantry 51,049
 First United Methodist Church
 Pantry & Food 4 Kids 43,912
 Jefferson City Daycare 3,160
 Rape & Abuse Crisis Services 3,650
 Salvation Army 208,630
 Samaritan Center 543,382
 Special Learning Center 90
Buddy Pack Schools: 24,680
 East, Moreau Heights, South, Pioneer Trail,
 Southwest, Thorpe Gordon, Callaway Hills

Cooper.....351,399 lbs.

As The River Flows Food Pantry 66,362
 Boonville R-I/Parks & Rec. Food 4 Kids 14,133
 CMFB Emergency Services 662
 Harvest House 3,521
 Milestones Daycare 873
 Neighbors Helping Neighbors Pantry 229,639
Buddy Pack Schools: 36,209
 Hannah Cole, David Barton

Howard.....256,405 lbs.

Coyote Hill Christian Children's Homes 18,653
 Fayette Ministerial Alliance Pantry 91,975
 Glasgow Ministerial Alliance Pantry 125,837
Buddy Pack Schools: 19,940
 Daly, New Franklin

Knox.....184,683 lbs.

Knox County Cupboard 184,683

Lewis.....436,772 lbs.

CMFB Mobile Pantry 115,620
 First Baptist Church Canton 321,152

Poundage Distribution Report

(Continued)

Linn.....671,496 lbs.

Brookfield Ministries 373,232
 Cornerstone Church Pantry 274,882
 Linn County Council on Aging 10,809
 Marceline Area Nutrition Program 6,567
Buddy Pack School: 6,006
 Walt Disney

Macon.....604,049 lbs.

Bevier C-4 School Food 4 Kids 4,219
 Immaculate Conception
 Church Food 4 Kids 4,526
 La Plata Christian Ministries 298,663
 Macon Ministerial Alliance Pantry 296,641

Maries.....515,784 lbs.

CAS Projects Storehouse 273,915
 Loaves & Fishes Food Pantry 239,452
Buddy Pack School: 2,417
 Vienna Elementary

Marion.....919,774 lbs.

Apostolic Holiness Pantry 185,328
 Christ Apostolic Temple Pantry 119,623
 CMFB Mobile Pantry 261,171
 Douglass Community Services
 Pantry & Food 4 Kids 250,784
 Salvation Army 97,074
Buddy Pack Schools: 5,794
 Ad Stowell, Eugene Field

Miller.....1,208,385 lbs.

Eldon Community Pantry 314,841
 Hope House 131,437
 Visions Unlimited Pantry & Mobile Pantry 740,107
Buddy Pack Schools: 22,000
 South, Iberia, Eldon Upper
 Osage Upper, Leland Mills

Moniteau.....381,970 lbs.

California Nutrition Center 101,626
 CMFB Mobile Pantry 255,748
 Tipton Nutrition Center 24,596

Monroe.....429,699 lbs.

Faithwalk Ministries Pantry 179,579
 Monroe City Food Pantry 222,970
 Paris Senior Center 24,001
Buddy Pack School: 3,149
 Monroe City

Morgan.....928,845 lbs.

End Time Joseph Pantry 513,496
 Ivy Bend Community Pantry 139,887
 Versailles Nutrition Center 54,386
 West Central Missouri
 Community Action Center 148,311
 Westside Senior Center 68,768
Buddy Pack School: 3,997
 Morgan County R-I

Osage.....167,943 lbs.

Good Shepherd Center 161,198
 Osage Nutrition Center 6,745

Pettis.....2,672,633 lbs.

Amigos De Cristo 4,214
 CASA 5,685
 Immanuel United Church of
 Christ Food 4 Kids 7,499
 Open Door Service Center 2,514,137
 Salvation Army 75,138
 Show-Me Christian Youth Home 34,114
Buddy Pack Schools: 31,846
 Heber Hunt, Horace Mann, LaMonte,
 Sedalia Middle, Dresden, Northwest,
 Parkview, Skyline, Washington

Phelps.....619,635 lbs.

Phelps County Faith Distribution Center 282,615
 St. James Caring Center 317,320
Buddy Pack School: 19,700
 Lucy Wortham James

Putnam.....241,038 lbs.

Green Hills Community Action Agency 88,241
 CMFB Mobile Pantry 124,045
 Putnam County Senior Center 14,719
Buddy Pack School: 14,033
 Putnam County

Ralls.....234,802 lbs.

New London First Baptist Church Pantry 234,802

Randolph.....779,948 lbs.

Cherith Brook Food Pantry 602,891
 Christos Center 75,573
 CMFB Emergency Services 67,183
 Family Life Fellowship Programs 7,074
 Higbee Senior Center 3,981
 Safe Passage 16,224
Buddy Pack Schools: 7,022
 Gratz Brown, North Park, South Park

Saline.....429,351 lbs.

Community Food Pantry 230,527
 Lighthouse Shelter 33,712
 Sweet Springs Food Pantry & Food 4 Kids 165,112

Schuyler.....140,142 lbs.

Schuyler County Ministerial Alliance Pantry 140,142

Scotland.....184,200 lbs.

Scotland Ministerial Alliance Pantry 184,200

Shelby.....646,461 lbs.

Bethel Food Pantry 304,563
 Clarence City Park Food 4 Kids 1,612
 Shelbyville Food Pantry 301,012
 Shiloh Christian Children's Ranch 39,274

Sullivan.....296,295 lbs.

Grace Bible Baptist Church Pantry 103,494
 Medicine Valley Community Ministry 23,770
 Milan Interfaith Food Pantry 169,031

OTHER FOOD BANKS 364,561 lbs.



Sharing food. Bringing hope.